


# Secure

## SECURE

- Automotive-grade lithium iron phosphate battery cells
- Stamped full-load-bearing cage-type body
- Three-point seat belts are available
- Vacuum assistance, excellent braking performance, less than 2 meters, higher than competitors



# Performance

## PERFORMANCE

- Heavy-duty models are available, with a maximum load capacity of 500 kilograms
- The self-developed brand-new permanent magnet synchronous motor has an energy efficiency 5% higher than that of competing products





Energy consumption per 100 kilometers



Range can be up to 100kms

- The charging and battery swapping mode is optional  
It can be fully charged and set off in as fast as 3 minutes ,eliminating range anxiety
- The minimum turning radius of the same level is only 3.9meters



■ Swap battery pack

## SPACE

# Space

The front row can be optionally equipped with a multi-functional storage box, a secondary instrument panel, storage seats, a portable case, and a storage trolley, etc

The volume of the cargo box can reach 2.6 cubic meters. The interior lighting tubes, power supply, optional document compartment, small table board and other facilities can meet individual needs

The vehicle body can be customized. Diversified configuration scheme combinations




# Quality

## QUALITY



- We will provide specified warranty system for frame, battery and whold vehicle ( different due to different market).
- The rear suspension leaf spring is 20mm larger than that of the competing product, providing more cargo capacity and stability
- It adopts the electronic gearshift of passenger cars and can be optionally equipped with glass electronic lifting and air conditioning for both heating and cooling



## TECHNOLOGY

# Technology

Equipped with the TBOX telematics system and built-in GPS module  
The cloud platform offers real-time interaction, providing proactive, predictive and value-added services

7-inch LCD screen, standard reversing radar and expandable reversing camera function

The front row is equipped with USB ports to ensure worry-free power supply for electronic products

Supports the Bluetooth function of mobile phones, allowing you to play music and add fun to your travels





PAIDI T1 FENCE VERSION

COLOR AND SIZE

- Blue
- Silver
- White



MAIN PARAMETER	COMFORT	COMFORT PRO	SWAP VERSION
L*W*H (mm)	3320×1080×1680	3495×1200×1680	3320×1080×1680
Internal size of container (mm)	1610×1000×325	1790×1120×325	1610×1000×325
Wheelbase (mm)	2200	2200	2200
Tyre size	135/70 R12	135/70 R12	135/70 R12
Min ground clearance full payload(mm)	≥140	≥140	≥140
Min turning radius (m)	≤3.9	≤3.9	≤3.9
Max speed (km/h)	≥45	≥45	≥45
Curb weight without AC (kg)	490	505	465
Related payload withour AC (kg)	200	200	200
Weight when full loading (kg)	765	780	740
Range (km)	≥100	≥100	40

MOTOR			
Motor type	PMSM	PMSM	PMSM
Rated power and torque (kW/N·m)	2.4	2.4	2.4
Peak power and torque (kW/N·m)	5	5	5
Battery	Lithium iron phosphate	Lithium iron phosphate	Lithium iron phosphate
Battery capacity KWH (kWh)	5.99	5.99	2.88
Battery heat management	Air cooling	Air cooling	Air cooling
Battery swap function	-	-	●

MAIN FEATURE			
Multi-functional instrument 7-inch LCD	●	●	●
Single seat	○	○	○
2 Flat seats	●	●	●
Material of seats	weave●	weave●	weave●
EPS electric power steering	○	○	○
Vacuum-assisted braking	○	○	○
Slope standing function	●	●	●
AC warm/cold	○	○	-
Bluetooth	●	●	●
USB port 1 pcs 18W	●	●	●
Speaker 1 pcs	●	●	●

Note: Range is fully loaded, at a constant speed of 30 kilometers, and under working conditions with an external temperature of 30 degrees Celsius. Our company reserves the right to modify the provided parameters. Any changes will not be notified separately.

PAIDI T1 (FENCE VERSION)

Trustful Loading Capacity

Payload can be up to 500KGS, wealth creation partner!

